

Scaled data based on original data using
LM-79-08 Approved Method: Electrical and Photometric Measurements of Solid-
State Lighting Products

Test Report Prepared for
Cooper Lighting Solutions
(formerly Eaton)

Brand: STREETWORKS

Report Number: P367811

Luminaire Tested: **PMM-SA3B-730-U-5WQ**

Issue Date: 12/2/2019

Test Information

Test Method: LM-79-08
Report Number: P367811
TEST IS SCALED FROM IESNA LM-79-08 TEST DATA (G2-1910-543-4)
Test Lab: INNOVATION CENTER
Issue Date: 12/2/2019
Manufacturer: COOPER LIGHTING SOLUTIONS (FORMERLY EATON)
Product Line: STREETWORKS
Catalog Number: PMM-SA3B-730-U-5WQ
Description: MESA POST TOP DECORATIVE LUMINAIRE. (3) LIGHTSQUARES WITH 16 LEDS EACH AND TYPE V WIDE OPTICS.
Light Source: -
Ballast/Driver: ELECTRONIC DRIVER

Summary

Lumens per Lamp: N/A
Luminaire Lumens: 14361 lumens
Efficiency: N/A
Efficacy: 114.0 lumens/watt
Luminous Opening: Rectangular (W 1' x L: 1' x H: 0')
IES Classification: Type V - Short
BUG Rating: B4 - U0 - G2

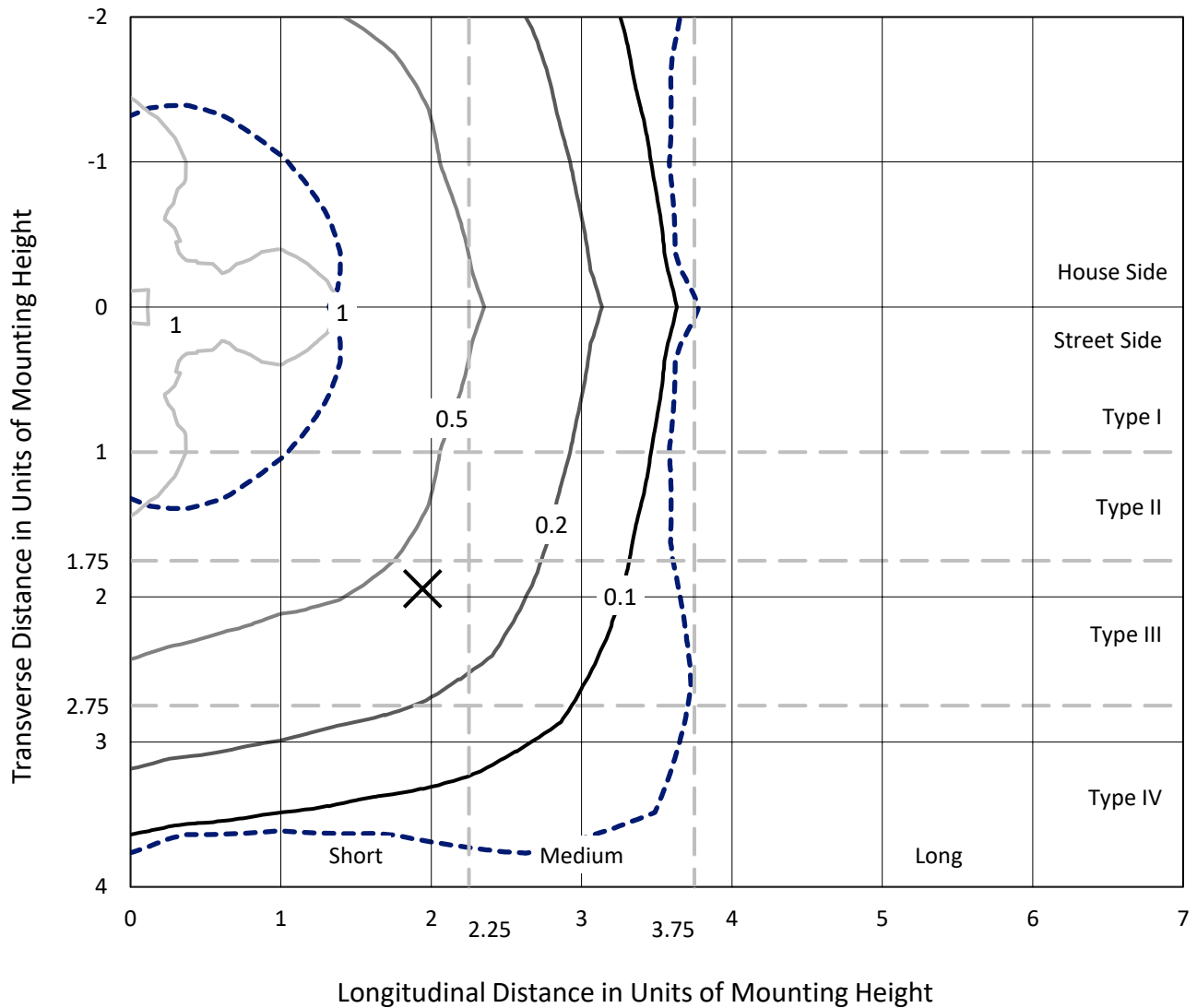
Input Watts (W): 126
Input Voltage (V): NR
Input Current (Ain): NR
Voltage Rise (V): NR
Power Factor: NR
Total Harmonic Distortion (THDi): NR
Frequency (hertz): 60
Stabilization Time: NR
Operation Time: NR
Ambient Temperature (°C): NR
Test Distance: 28.75 FT



REPORT NUMBER: P367811
 CATALOG NUMBER: PMM-SA3B-730-U-5WQ

Iso-Footcandle Lines of Horizontal Illumination

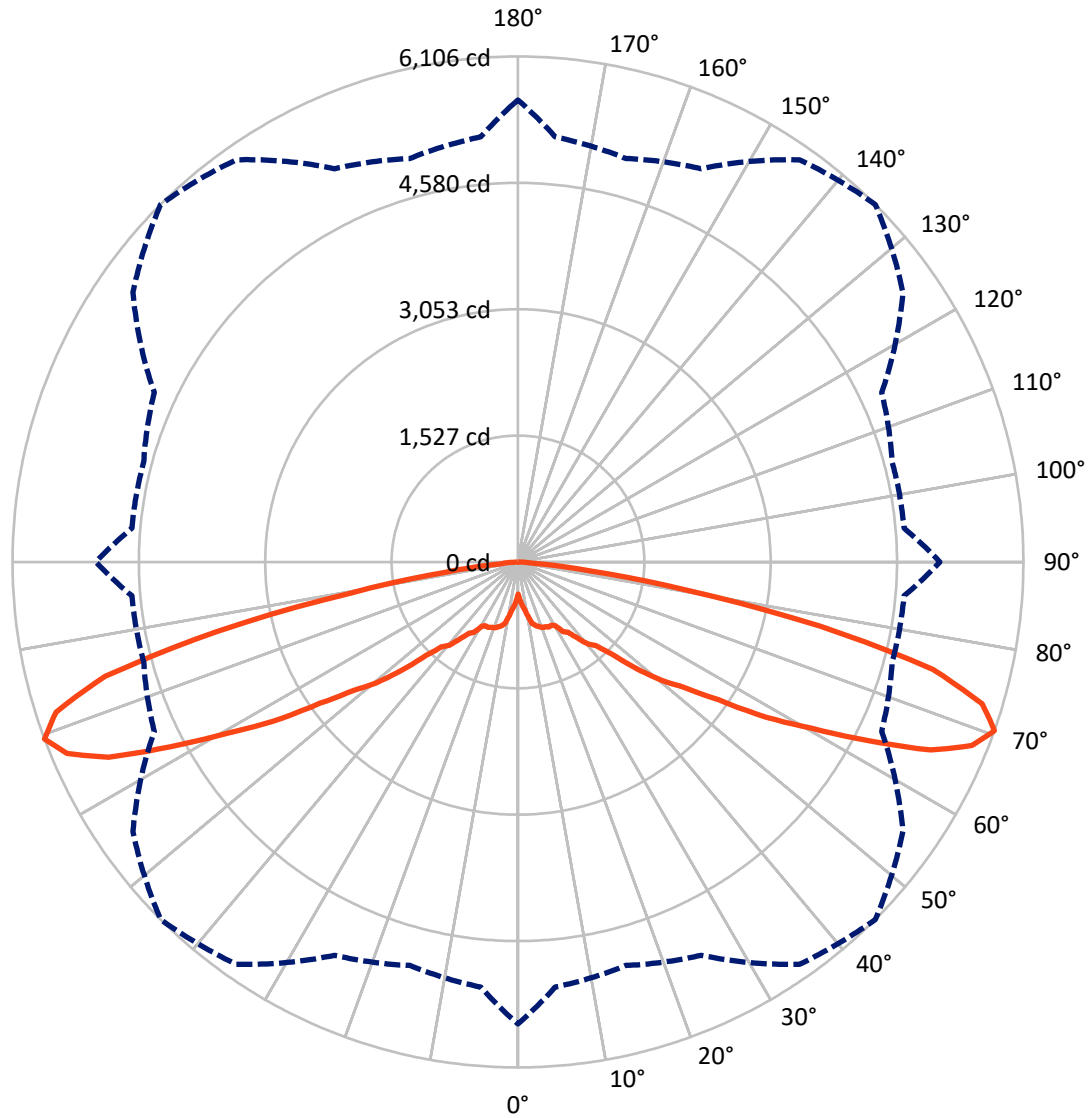
✕ Max cd
 - - - 1/2 Max cd



Based on 25 foot mounting height. Maximum calculated value = 1.2 fc
 Type V - Short - N/A

REPORT NUMBER: P367811
CATALOG NUMBER: PMM-SA3B-730-U-5WQ

Luminous Intensity Polar Plot



— Vertical Plane Through 45-Deg Lateral - - - Horizontal Cone Through 70-Deg Vertical

REPORT NUMBER: P367811
 CATALOG NUMBER: PMM-SA3B-730-U-5WQ

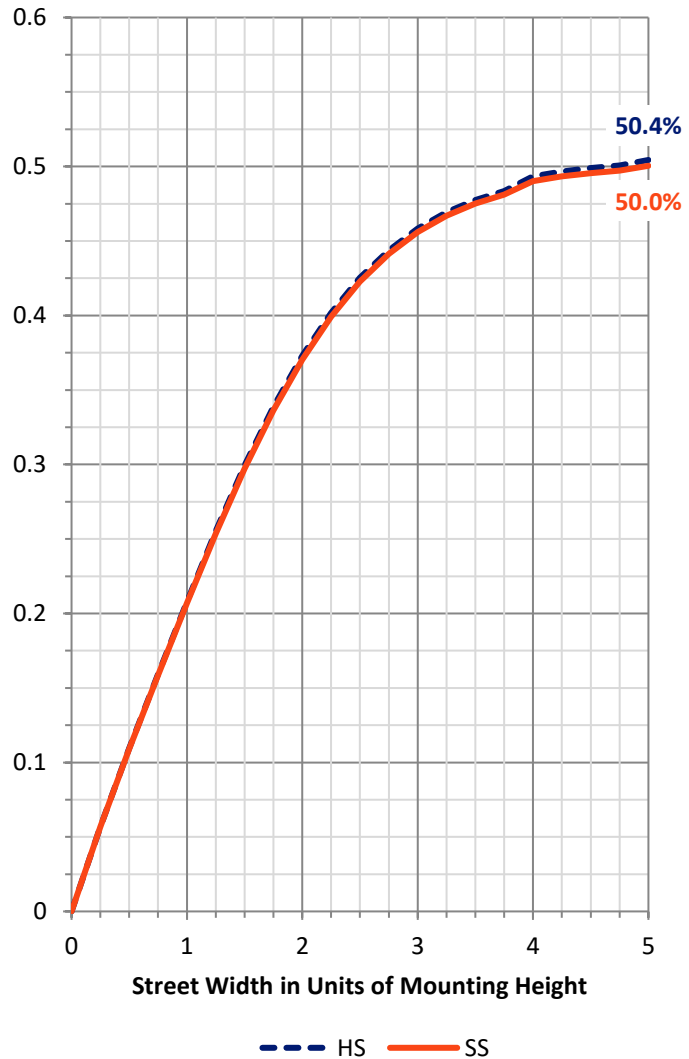
FLUX DISTRIBUTION:

		Downward	Upward	Total
House Side	Lumens	7180.5	0.0	7180.5
	% Fixture	50.0	0.0	50.0
Street Side	Lumens	7180.5	0.0	7180.5
	% Fixture	50.0	0.0	50.0
Total	Lumens	14361.0	0.0	14361.0
	% Fixture	100.0	0.0	100.0

Coefficient of Utilization

ZONAL LUMENS:

Zone	Lumens	% Fixture
0°-10°	56.5	0.4
10°-20°	226.1	1.6
20°-30°	427.4	3.0
30°-40°	744.5	5.2
40°-50°	1423.2	9.9
50°-60°	2759.6	19.2
60°-70°	4832.2	33.6
70°-80°	3631.7	25.3
80°-90°	259.9	1.8
90°-100°	0.0	0.0
100°-110°	0.0	0.0
110°-120°	0.0	0.0
120°-130°	0.0	0.0
130°-140°	0.0	0.0
140°-150°	0.0	0.0
150°-160°	0.0	0.0
160°-170°	0.0	0.0
170°-180°	0.0	0.0
0°-90°	14361.0	100.0
0°-180°	14361.0	100.0



REPORT NUMBER: P367811

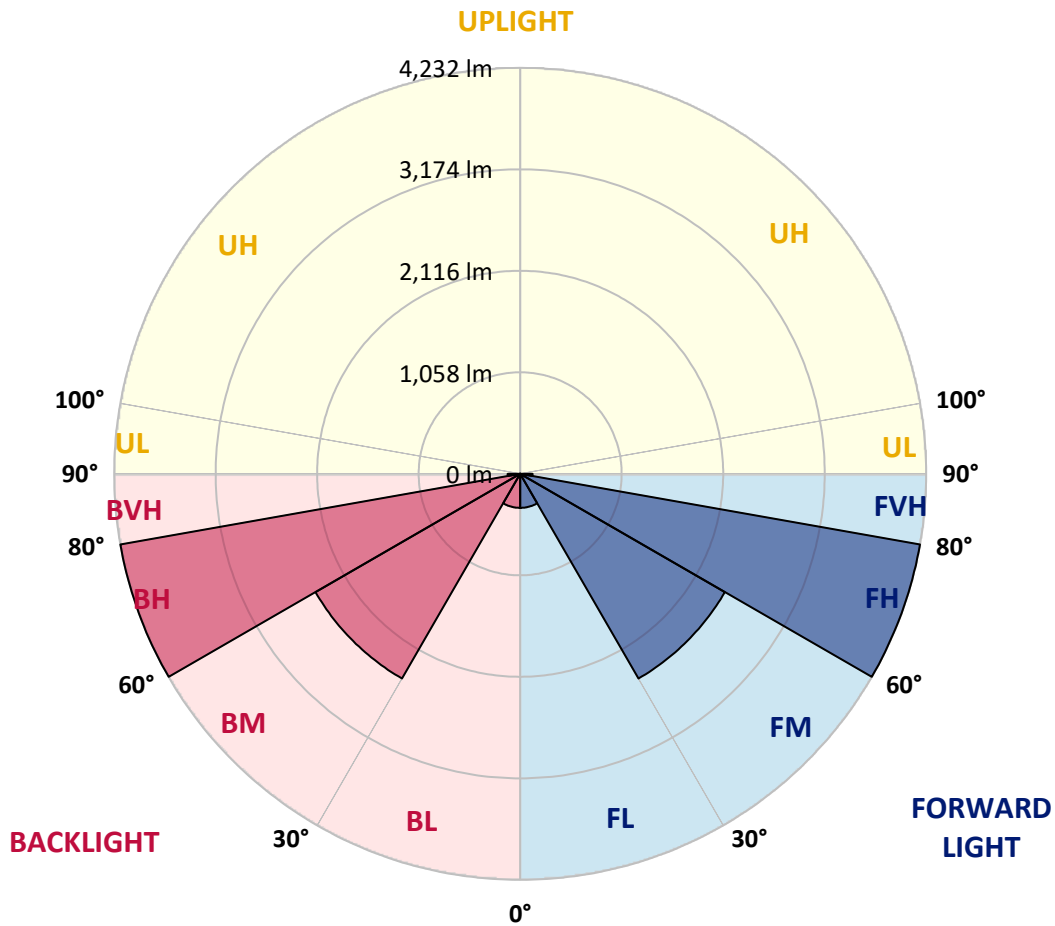
CATALOG NUMBER: PMM-SA3B-730-U-5WQ

LUMINAIRE CLASSIFICATION SYSTEM LUMEN TABLE AND BUG RATING:

Zone	Lumens	% Fixture	Zone Rating/Lumen Limit		
			B	U	G
FL (0°-30°)	355.0	2.5			
FM (30°-60°)	2463.6	17.2			
FH (60°-80°)	4232.0	29.5			G2/5000
FVH (80°-90°)	129.9	0.9			G2/225
BL (0°-30°)	355.0	2.5	B1/500		
BM (30°-60°)	2463.6	17.2	B2/2500		
BH (60°-80°)	4232.0	29.5	B4/5000		G2/5000
BVH (80°-90°)	129.9	0.9			G2/225
UL (90°-100°)	0.0	0.0		U0/0	
UH (100°-180°)	0.0	0.0		U0/0	

BUG Rating: B4-U0-G2

Type V Short





REPORT NUMBER: P367811

CATALOG NUMBER: PMM-SA3B-730-U-5WQ

CANDELA DISTRIBUTION (FULL):

	0°	5°	15°	25°	35°	45°	55°	65°	75°	85°	90°
0°	388.3	388.3	388.3	388.3	388.3	388.3	388.3	388.3	388.3	388.3	388.3
2.5°	472.4	465.2	442.4	443.5	454.1	455.2	456.3	442.4	439.0	467.4	469.1
5°	600.0	583.3	566.6	559.9	549.9	522.0	552.7	556.0	562.7	584.4	594.4
7.5°	685.3	664.6	641.8	627.9	600.6	577.7	602.8	623.4	636.8	661.3	675.2
10°	701.4	689.2	688.0	663.5	658.5	666.9	665.2	665.8	685.8	686.4	694.7
12.5°	752.1	761.0	743.8	735.4	740.4	761.0	744.3	737.1	742.1	764.9	755.5
15°	818.4	829.0	802.8	789.4	776.1	795.6	778.3	791.1	807.3	824.0	815.6
17.5°	891.9	892.5	856.8	807.3	819.0	821.7	815.6	805.0	851.3	891.4	887.5
20°	932.1	931.5	870.2	802.8	837.3	843.5	837.9	801.7	871.3	926.5	924.8
22.5°	973.3	961.0	887.5	832.9	845.7	850.7	837.9	834.6	887.5	964.4	963.8
25°	995.6	1006.2	925.4	891.4	880.8	869.1	880.2	885.8	936.5	1011.7	990.0
27.5°	1065.2	1047.9	936.5	933.2	910.9	864.6	903.1	930.4	933.2	1054.6	1076.9
30°	1128.2	1134.8	986.7	991.7	951.0	892.5	952.1	995.6	1003.9	1136.0	1133.7
32.5°	1195.0	1197.8	1075.8	1024.0	1006.7	1004.5	981.6	1019.5	1085.3	1191.1	1195.6
35°	1296.4	1319.3	1155.5	1085.8	1064.1	1041.8	1061.9	1095.9	1157.1	1315.9	1304.8
37.5°	1528.7	1492.5	1328.7	1184.4	1169.9	1161.0	1177.2	1201.7	1327.1	1496.4	1548.2
40°	1690.9	1673.6	1450.7	1347.7	1256.3	1304.2	1266.3	1361.0	1464.7	1674.7	1708.1
42.5°	1942.1	1865.2	1636.3	1508.7	1414.0	1380.0	1401.2	1524.8	1656.9	1890.9	1956.6
45°	2183.3	2064.7	1868.6	1756.0	1612.3	1576.6	1605.1	1750.5	1903.1	2088.1	2204.0
47.5°	2429.6	2307.0	2091.4	1928.7	1811.2	1917.6	1824.6	1962.7	2114.8	2329.9	2432.9
50°	2685.3	2549.4	2336.6	2159.4	2149.4	2243.5	2132.1	2202.8	2343.8	2566.6	2688.1
52.5°	2978.9	2832.4	2619.6	2499.8	2523.2	2517.1	2494.8	2482.0	2620.7	2839.6	2983.9
55°	3328.2	3170.0	3000.1	2944.9	3009.5	2939.9	2972.8	2968.3	2988.4	3144.9	3313.7
57.5°	3750.5	3571.7	3401.2	3388.9	3472.0	3537.7	3479.2	3395.1	3360.0	3512.1	3705.4
60°	4282.6	4063.1	3875.9	3837.4	4074.2	4073.6	4020.7	3832.4	3819.0	3991.2	4224.1
62.5°	4870.3	4602.9	4398.4	4337.2	4708.2	4750.0	4585.1	4247.5	4316.5	4455.3	4731.6
65°	5369.5	5048.0	4857.5	4840.8	5294.3	5478.7	5114.3	4652.5	4674.8	4790.1	5089.3
67.5°	5694.9	5307.7	5156.1	5236.9	5800.7	5916.0	5577.3	4923.2	4844.1	4892.1	5249.7
70°	5580.6	5155.0	5045.8	5241.9	5931.6	6106.0	5677.0	4847.5	4679.2	4681.5	5097.1
72.5°	4715.4	4310.4	4362.2	4722.1	5621.9	5866.4	5215.7	4378.4	4034.1	4025.7	4402.9
75°	3118.2	2847.4	3051.9	3612.9	4673.7	5174.0	4321.6	3431.8	3000.1	2859.7	3151.1
77.5°	1363.8	1329.3	1501.4	2135.4	3186.2	3728.8	3095.9	2241.8	1631.8	1357.1	1482.5
80°	365.5	357.7	449.0	810.0	1551.0	2053.5	1675.3	894.2	466.9	339.8	360.5
82.5°	133.2	136.5	166.6	226.7	510.9	864.6	556.6	261.3	176.6	144.9	144.9
85°	57.9	56.3	80.8	90.8	139.3	195.5	159.9	110.9	89.1	66.9	64.1
87.5°	15.6	19.5	27.3	28.4	36.2	29.5	42.3	39.0	33.4	23.4	18.9
90°	0.0	0.0	0.0	0.0	0.0	0.0	0.0	0.0	0.0	0.0	0.0

(END OF REPORT)